

SLIDE CYLINDER

NT-12, 16, 20, 25, 30, 40



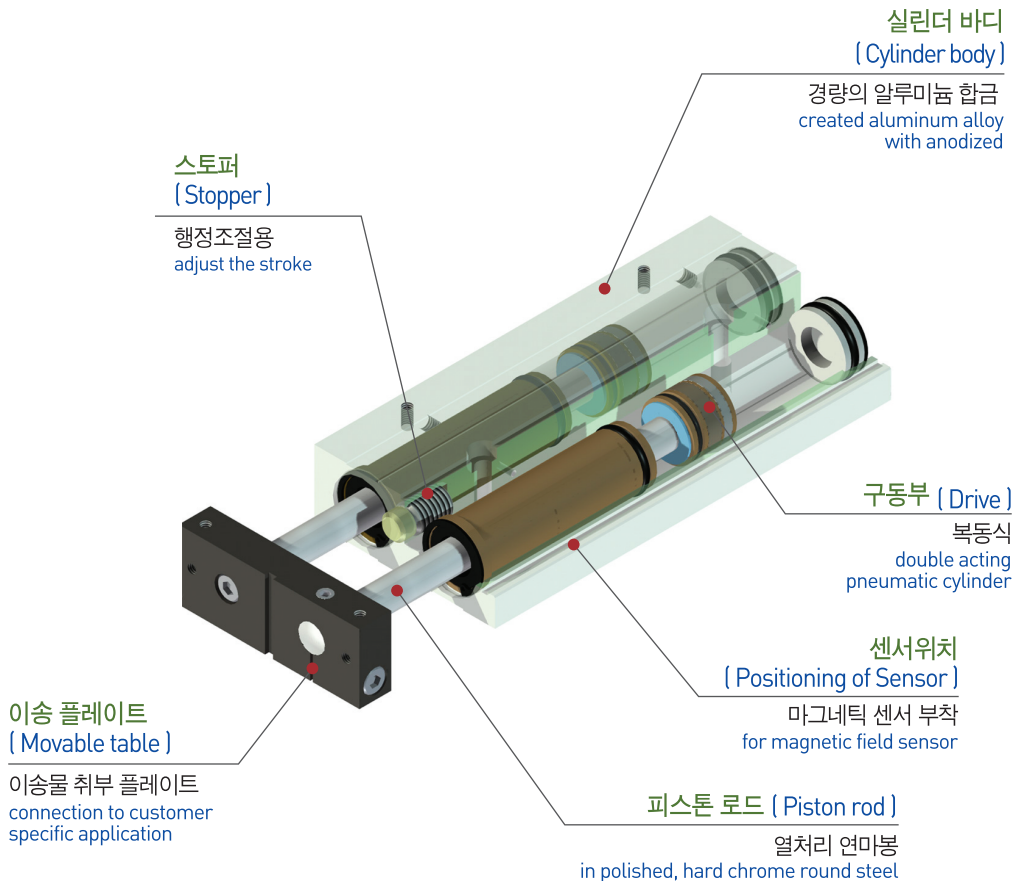
특징 (Character)

- 2본의 실린더를 병렬 배치시켜 로드 선단을 취부판에 연결하여 로드 회전을 방지할 수 있는 양 로드형 유니트
Double cylinder is arranged in parallel and connect rod thread to mounting plate both rod type unit
- PLATE 이송형 슬라이드 실린더
PLATE moving type slide cylinder
- 위치검출용 마그네틱 센서 부착가능
Magnetic sensor is available for open-close sensing
- 고정도 이송용 B-TYPE (BALL BUSH 사용)과 경제적인 N-TYPE(DU DRY BUSH 사용)이 있어 선택사용이 가능
Possible to choose high precision B-type (BALL BUSH) and economical N-type (DU DRY BUSH)



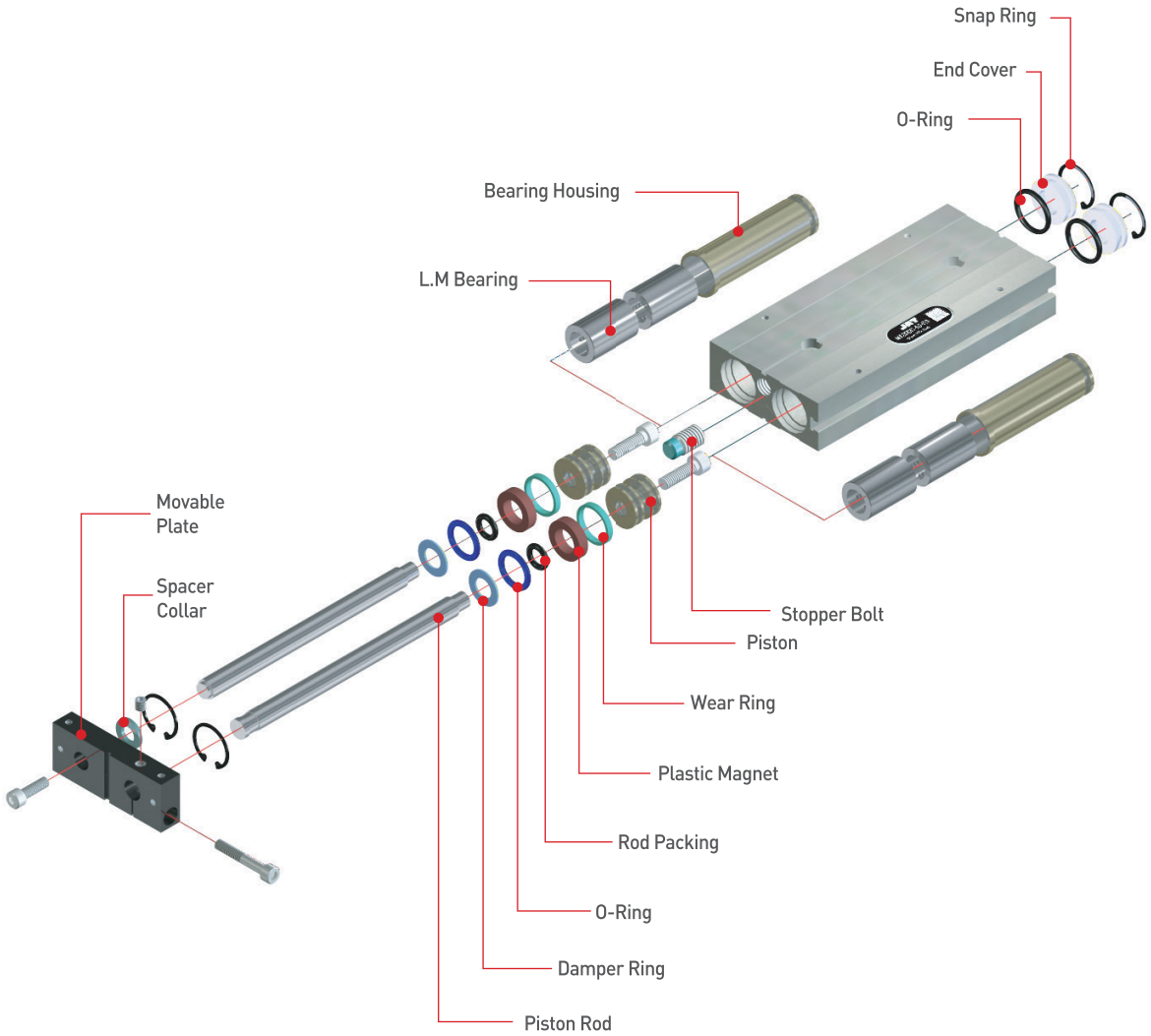
RH
RHC
RHW
RHS
TL
GC
SC
JC
NE
NT
DG
NO
NF
JO
JSR9
JCR9

플레이트 이송형 2로드 실린더 (Plate transfer type, 2 rod)



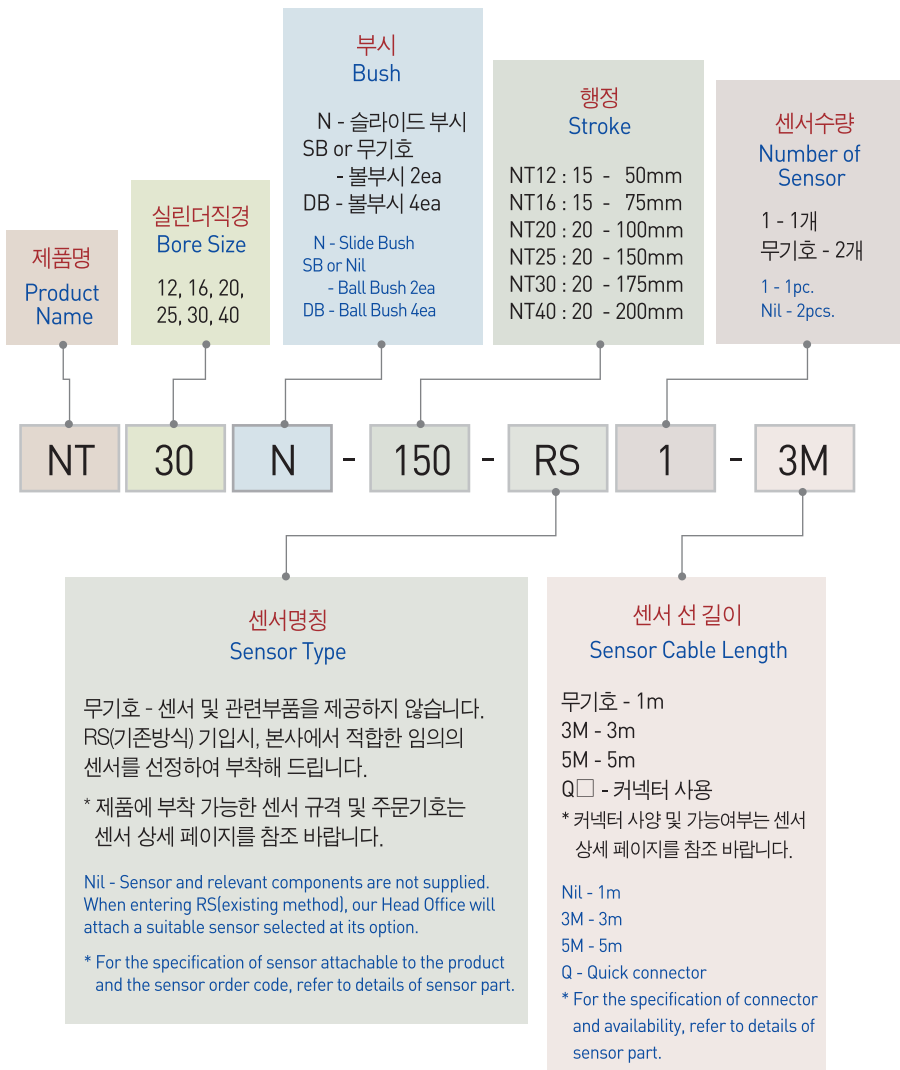
부품분해도 (Exploded view)

※ 본 분해도는 한 제품을 예시하였으므로 기종별로 차이가 있을 수 있습니다.
 ※ This exploded view illustrates a certain product only. The contents may vary by product models.



주문기호 (Ordering Code)

- RH
- RHC
- RHW
- RHS
- TL
- GC
- SC
- JC
- NE
- NT**
- DG
- NO
- NF
- JO
- JSR9
- JCR9



▣ 제품사양 (Specification)

P=공기압력(bar) , St=행정(mm)
P=Air Pressure(bar) , St=Stroke(mm)

제품명칭 Products Name	NT12	NT12	NT20	NT25	NT30	NT40	단위 Unit
최대행정 Max Stroke	50	75	100	150	175	200(150/50)	mm
최소행정 Min Stroke	15	15	20	20	20	20	mm
전진추력 Push Power	22.17P	39.24P	61.61P	96.33P	138.32P	246.24P	N
후진추력 Pull Power	16.68P	29.63P	46.11P	74.16P	99.08P	184.92P	N
최대이송속도 Max. Speed	200	200	200	200	200	200	mm/sec
최소이송속도 Min. Speed	30	30	30	30	30	30	mm/sec
제품중량 (N type) Weight	0.13+0.002St	0.30+0.003St	0.51+0.004St	0.80+0.006St	1.34+0.01St	2.6+0.014St	kg
제품중량 (B type) Weight	0.20+0.002St	0.45+0.003St	0.73+0.004St	1.12+0.006St	1.87+0.01St	3.5+0.014St	kg
배관접속구 Fitting size	M5	M5	M5	M5	PF(G) 1/8	PF(G) 1/8	
1사이클당 공기소모량 Air consumption quantity	0.4xSt	0.7xSt	1.1xSt	1.7xSt	2.4xSt	4.4xSt	cm ³
반복정밀도 Repetition Accuracy	±0.1						mm
사용압력 Operating pressure	3 to 7						bar
주위온도 Ambient temperature	-5 to 60						°C
윤활 Lubrication	불필요 Needless						

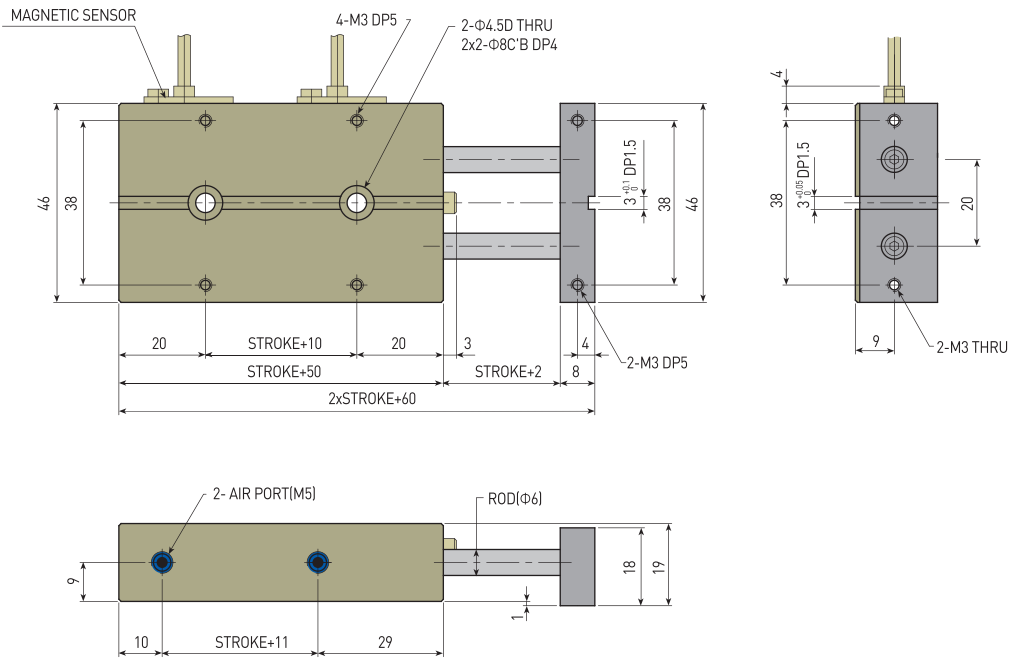
※ NT40의 최대행정값 중 () 안은 (SB/DB) Type의 치수입니다.

※ [] values of max. stroke for NT40 are the dimensions of SB/DB Type.

▣ NOTE

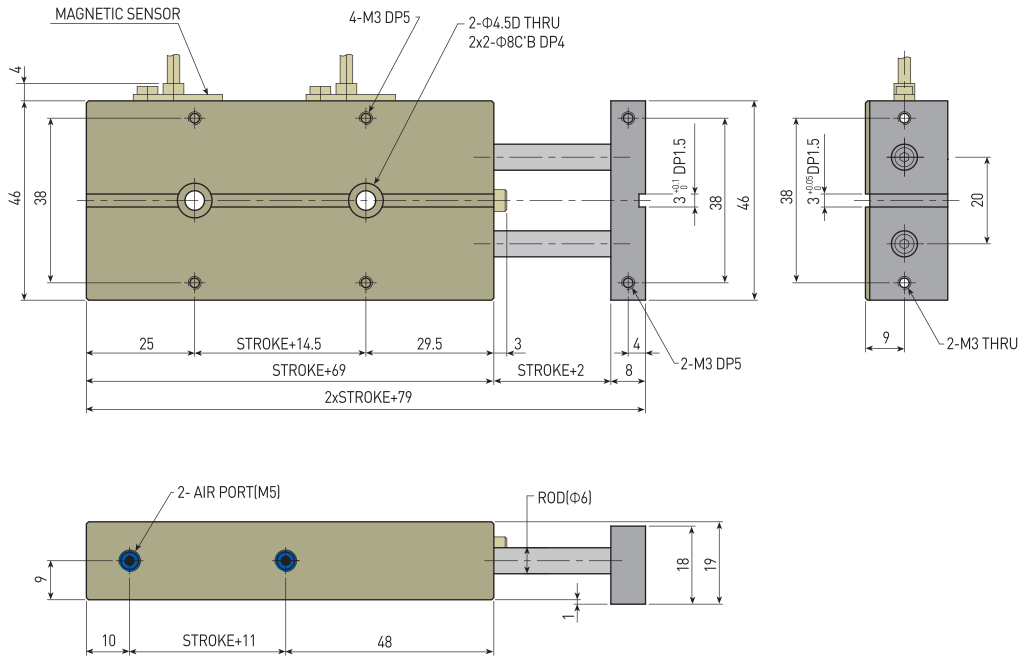
--

NT-12N, SB

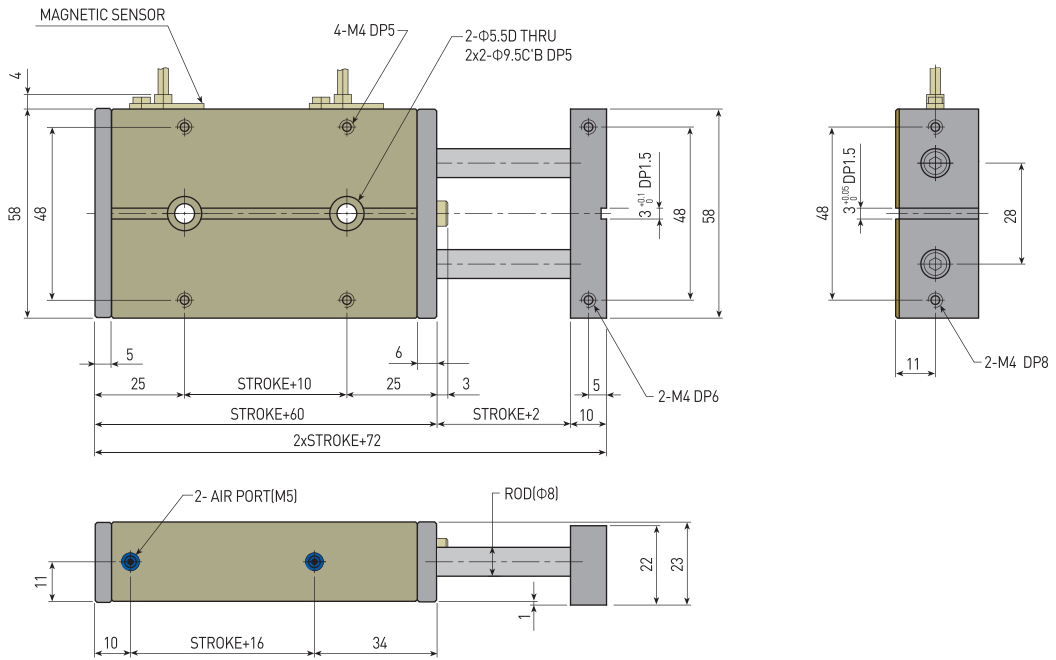


- RH
- RHC
- RHW
- RHS
- TL
- GC
- SC
- JC
- NE
- NT**
- DG
- NO
- NF
- JO
- JSR9
- JCR9

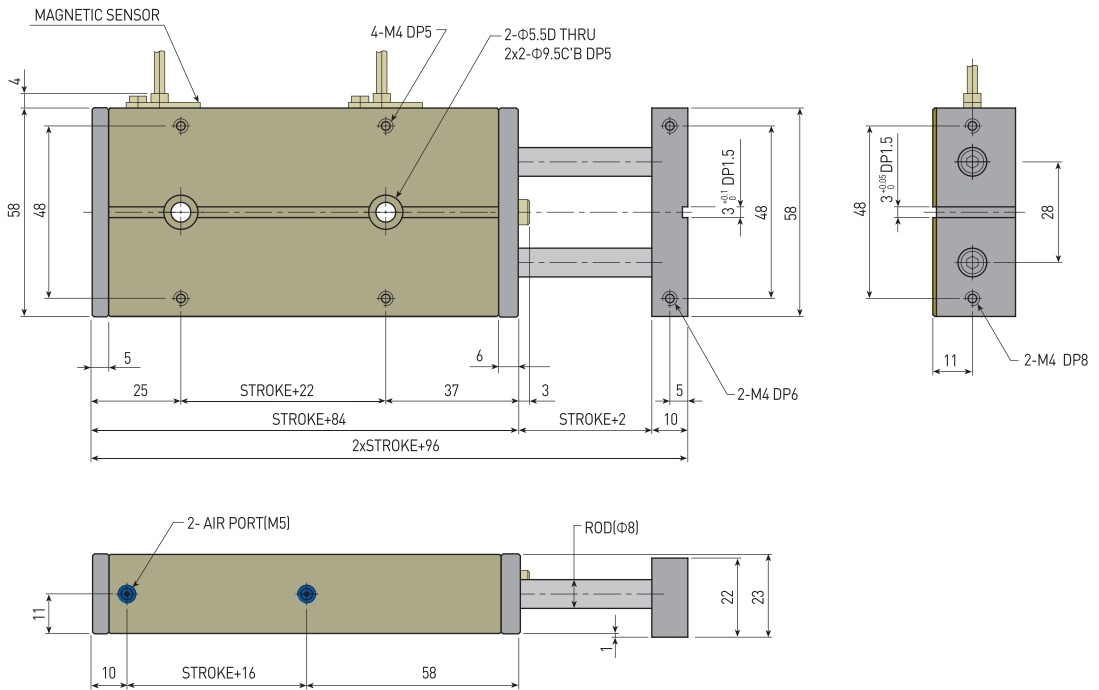
NT-12DB



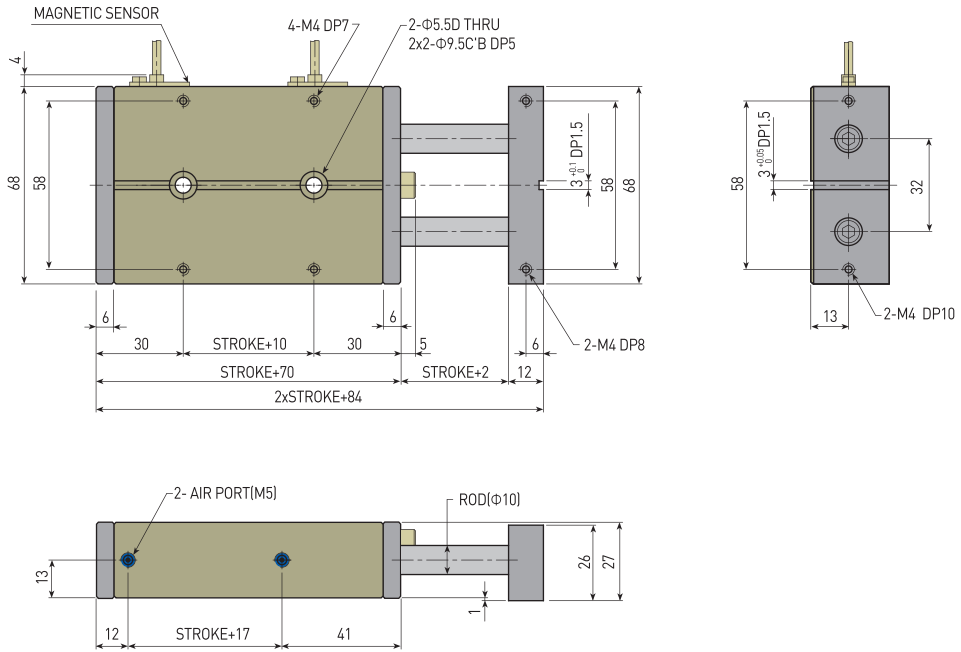
NT-16N, SB



NT-16DB

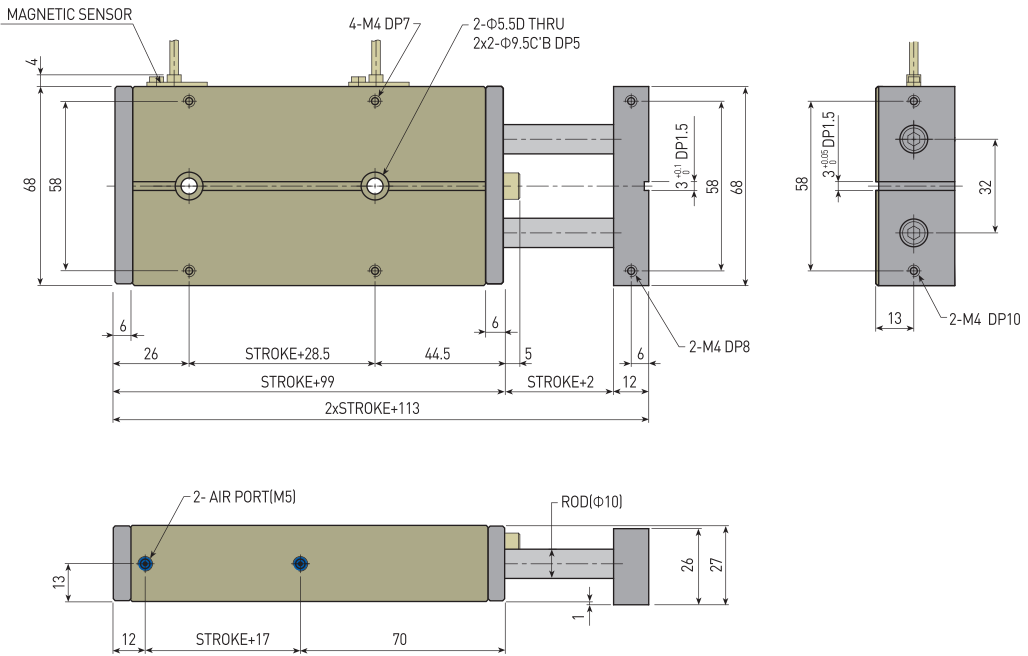


NT-20N, SB

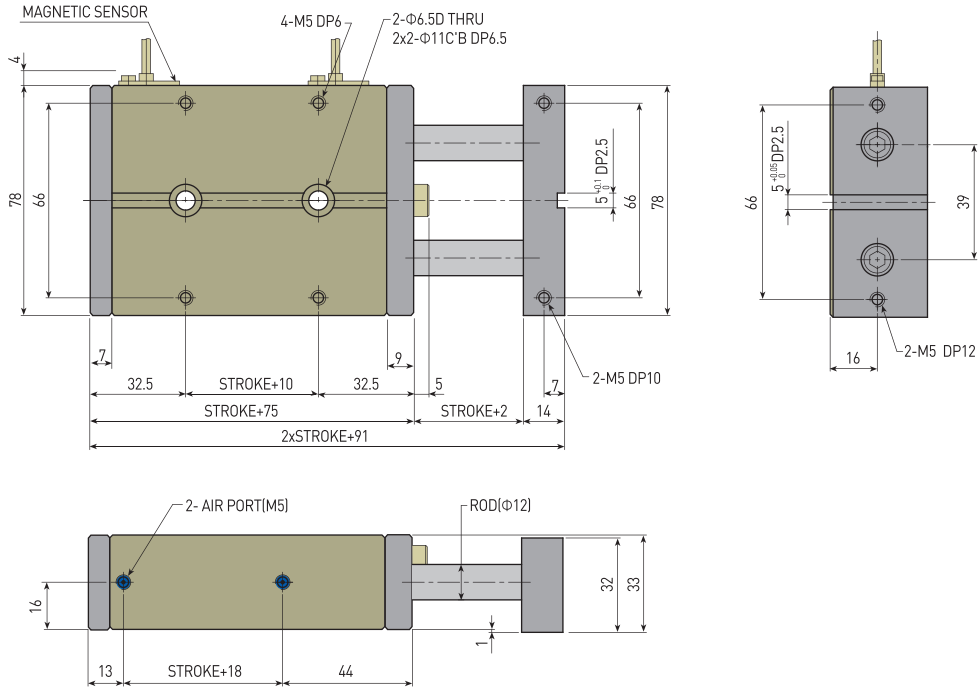


- RH
- RHC
- RHW
- RHS
- TL
- GC
- SC
- JC
- NE
- NT**
- DG
- NO
- NF
- JO
- JSR9
- JCR9

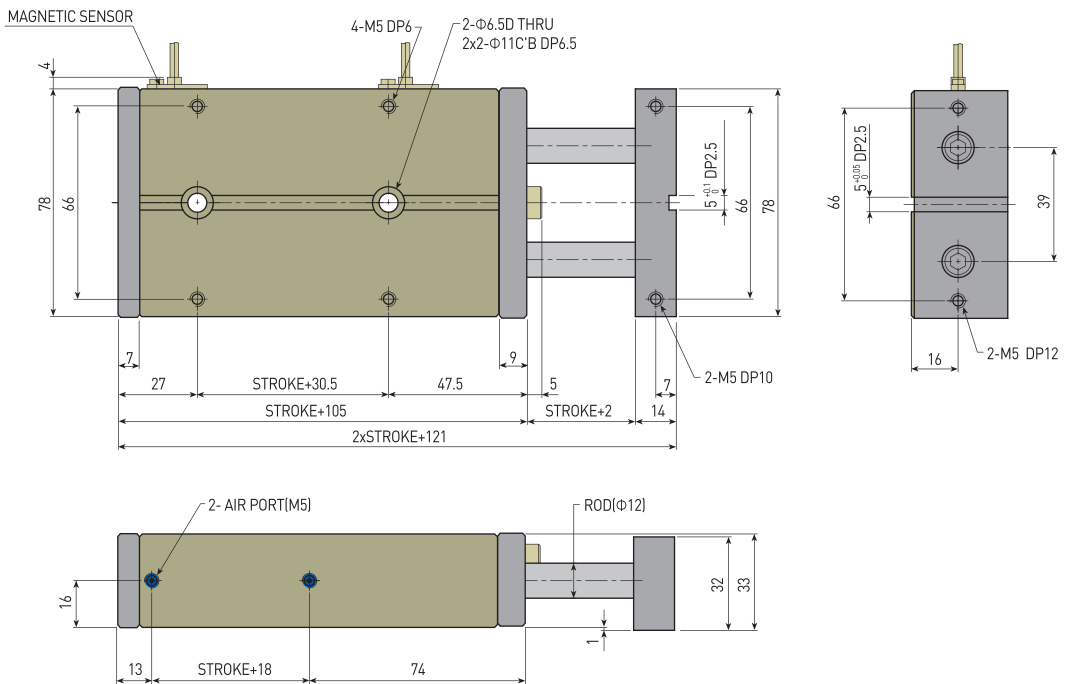
NT-20DB



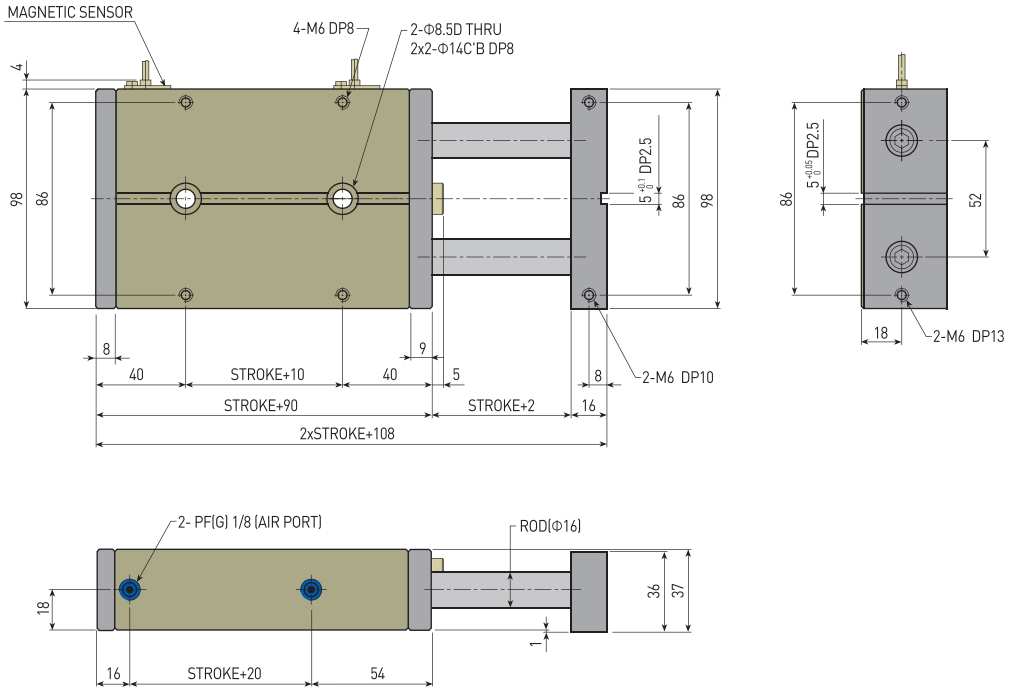
NT-25N, SB



NT-25DB

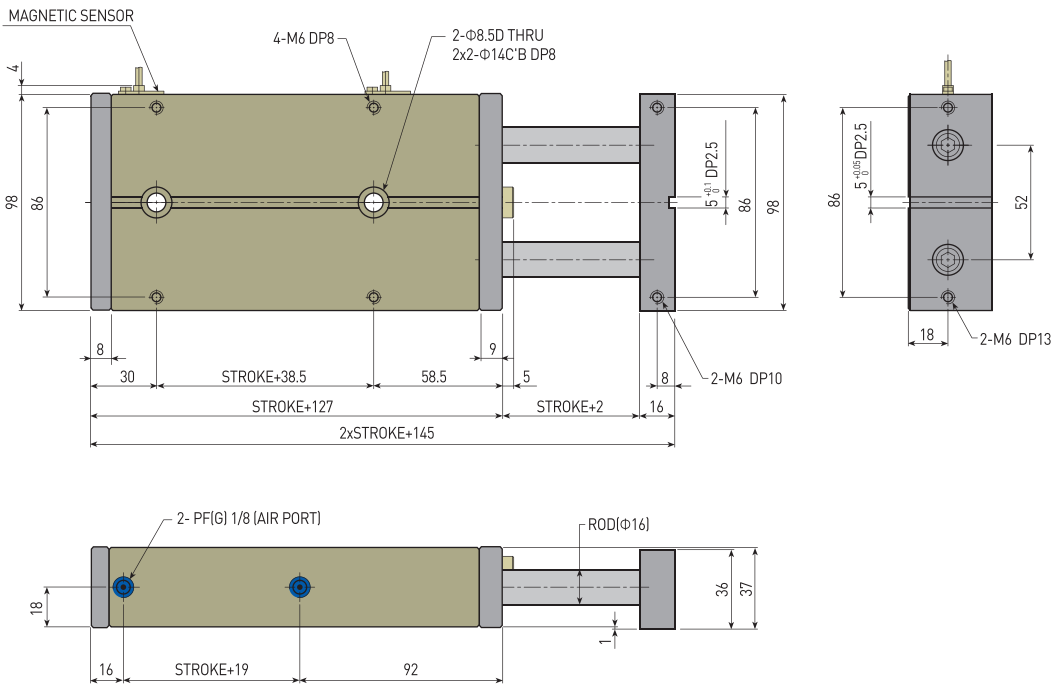


NT-30N, SB

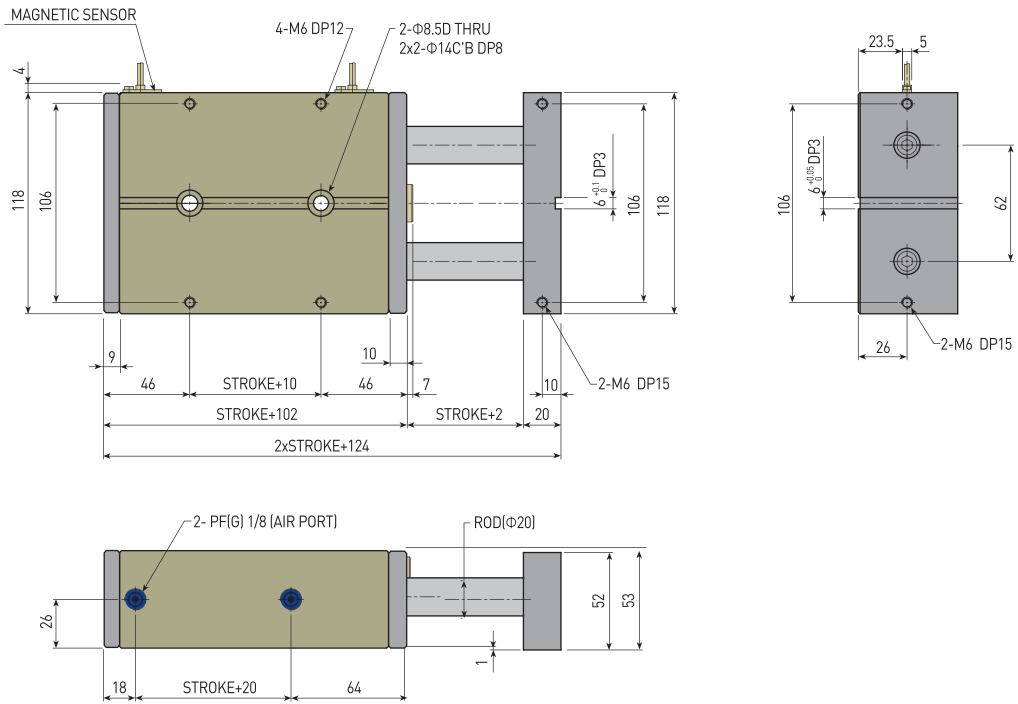


- RH
- RHC
- RHW
- RHS
- TL
- GC
- SC
- JC
- NE
- NT**
- DG
- NO
- NF
- JO
- JSR9
- JCR9

NT-30DB



NT-40N, SB



NT-40DB

